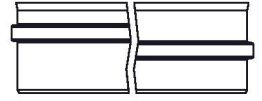


Ausführungsvarianten  
für Muffe Innenrohr



A

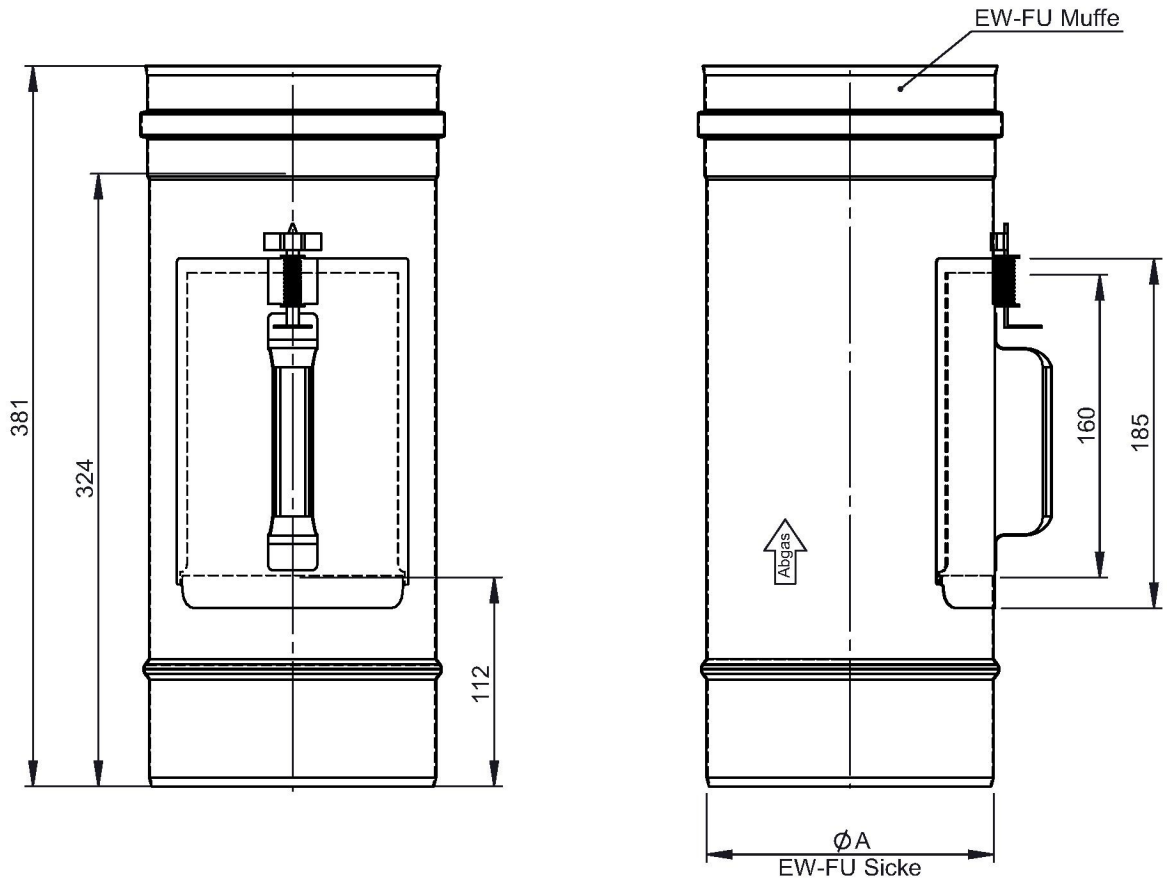
B

C

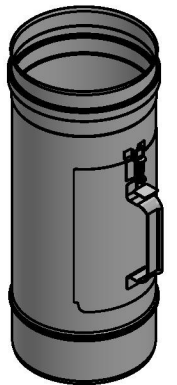
D

E

F



M 1:8 (Ø150)



Ø					115	120		130		150	160	180							400	450	500	550	600	650
A					115	120		130		150	160	180							400	450	500	550	600	650
kg					1,3	1,4		1,9		2,5	2,8	3,0							6,4	7,3	8,1	8,9	9,6	10,0

notes:

DIN ISO 13920 Tolerances B

revisions-no.

A1

mm / kg

**Jeremias**<sup>®</sup>  
CHIMNEY SYSTEMS

description  
Revisionselement (bis 600°C/N1),  
eckige Öffnung mit Stellblech  
210x140mm, L=381mm

code  
**FU0607**

drawing-no.  
**01-01-20-1505-000**

scale

1:4

format

A4

sheet

1 of 1

