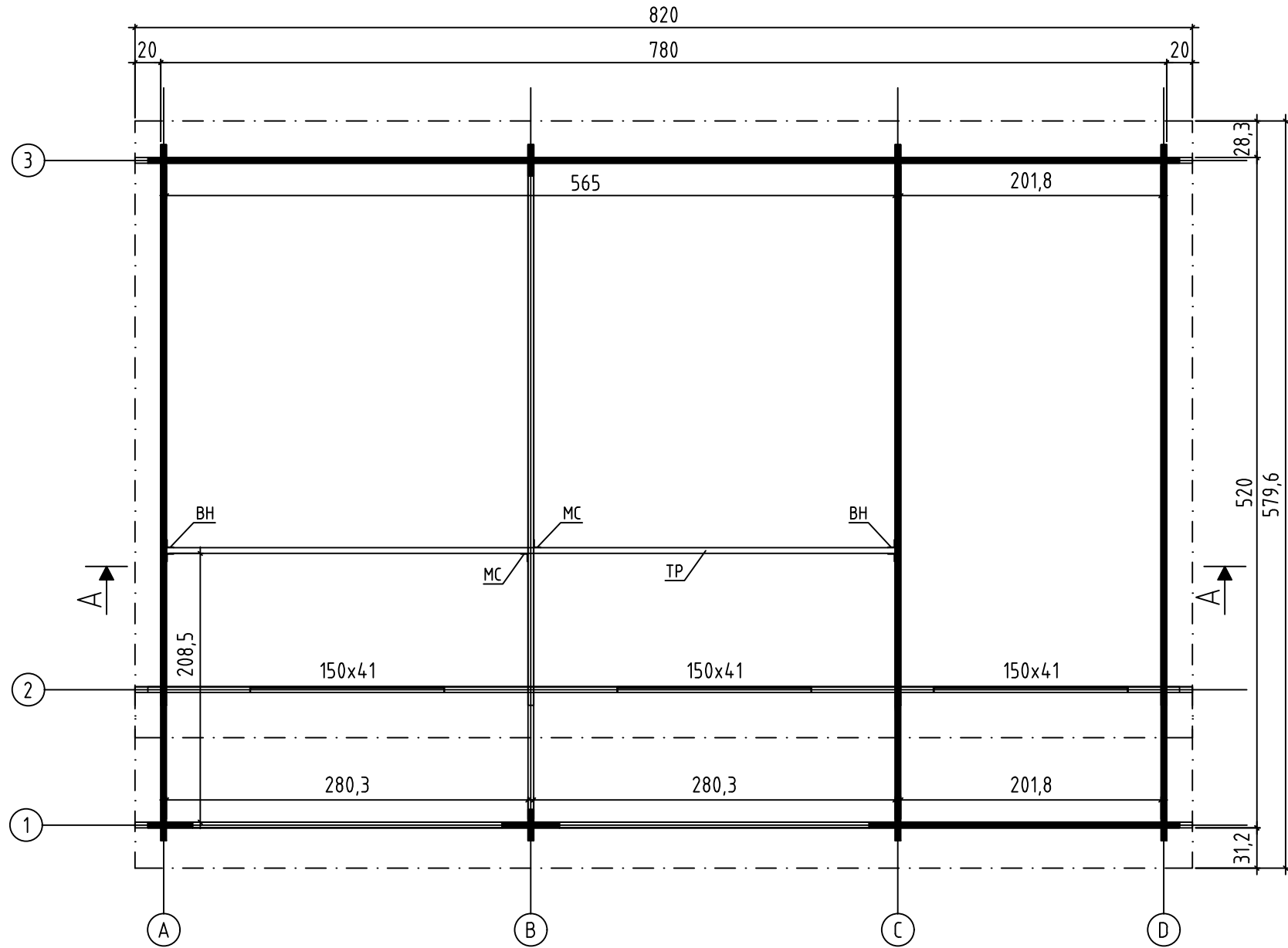


Hawaii
Art. Nr. 4410693
1/13

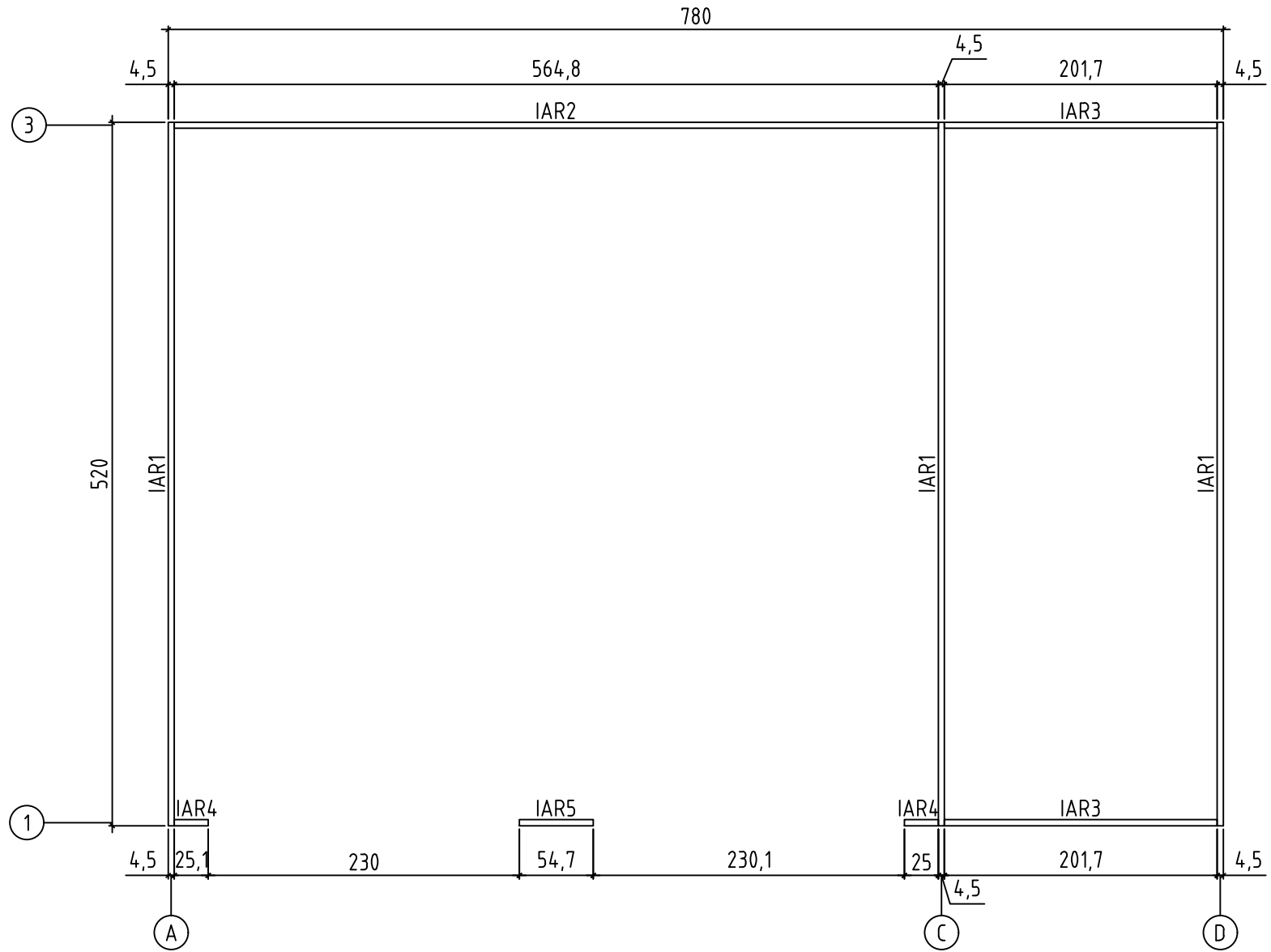


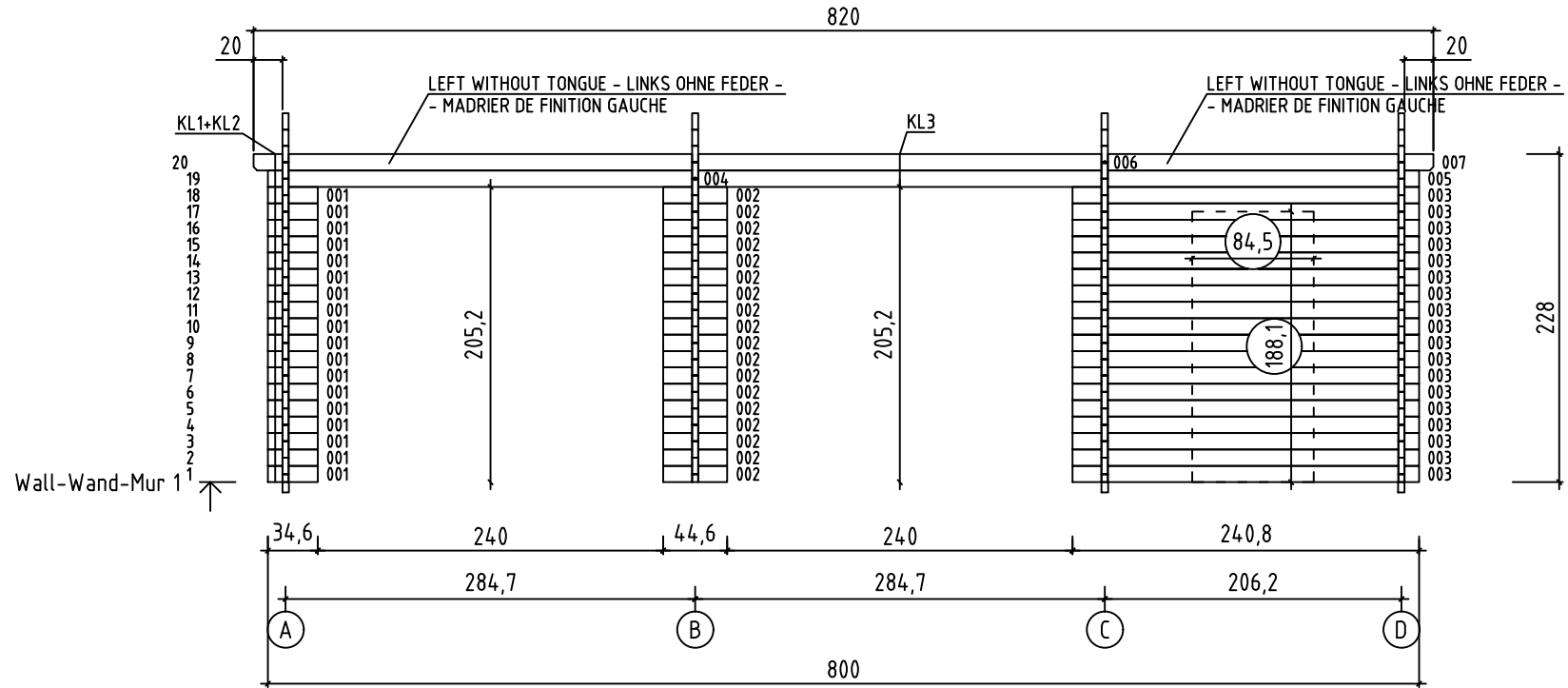
18.01.2017

Art.Nr. 4410693
GROUNDPLAN - GRUNDPLAN - PLAN DE MASSE



Art.Nr. 4410693
FOUNDATION - FUNDAMENT - FONDATION






A SINGLE DOOR (83.5x185 CM) HAS BEEN DELIVERED TOGETHER WITH THE BUILDING. YOU CAN CHOOSE THE LOCATION FOR THE DOOR BY YOURSELF BY CUTTING THE WALL LOGS AS SHOWN IN THE PICTURE (SEE THE DOTTED LINE)

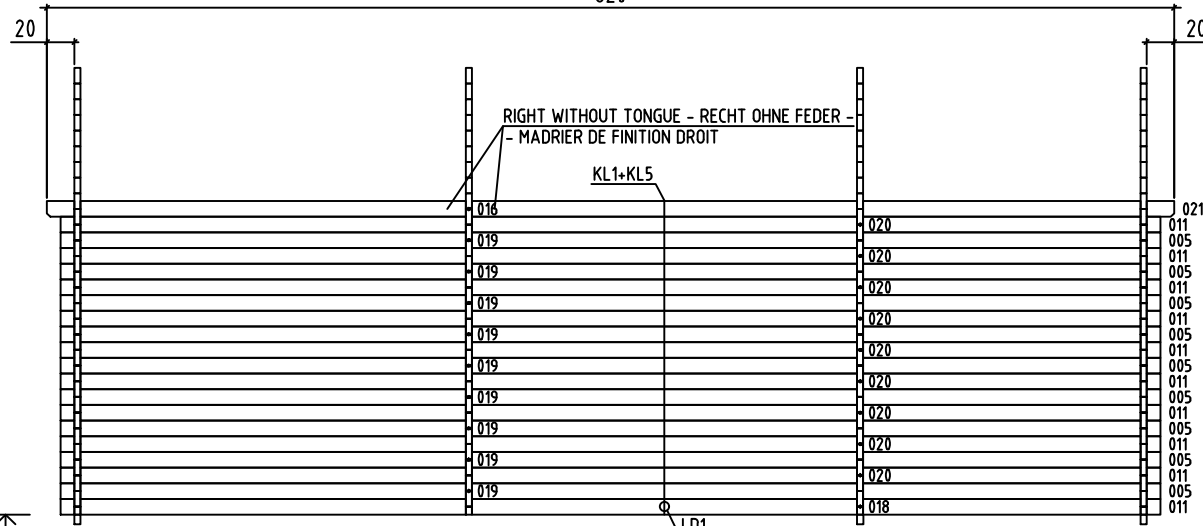
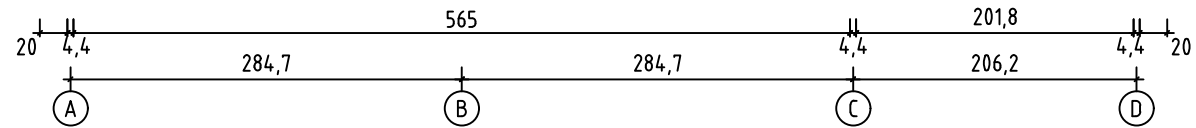
IM LIEFERUMFANG IST EINE EINZELTÜR ENTHALTEN. DAFÜR SIND ABER WERKSSEITIG KEINE AUSSPARUNGEN VORGESEHEN SO DASS SIE TÜR INDIVIDUELL VERBAUEN KÖNNEN. EINE ANLEITUNG HIERFÜR ENTNEHMEN SIE BITTE DER MONTAGEANLEITUNG (SIEHE BILD)

LE POSITIONNEMENT DE LA PORTE DE SERVICE NÉCESSITE LA DÉCOUPE PRÉALABLE DES MADRIERS. VEILLEZ RESPECTER LES COTES DE DÉCOUPES DANS LES MADRIERS INDIQUÉES SUR LE SCHÉMA. VOUS POUVEZ POSITIONNER, SELON VOTRE CONVENANCE, LES OUVERTURES DE CHAQUE CÔTÉ OU À L'ARRIÈRE DU GARAGE.


Art.Nr. 4410693
 RIGHT WITHOUT TONGUE - RECHT OHNE FEDER - MADRIER DE FINITION DROIT



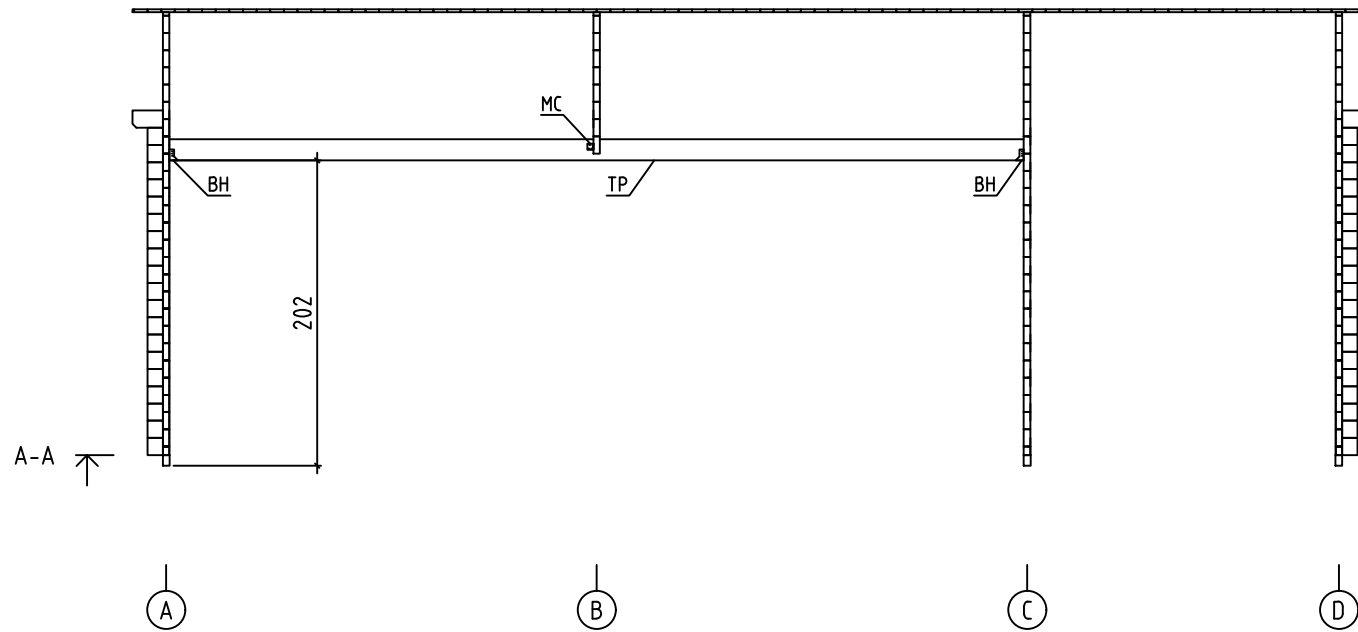
Wall-Wand-Mur 2 ↑

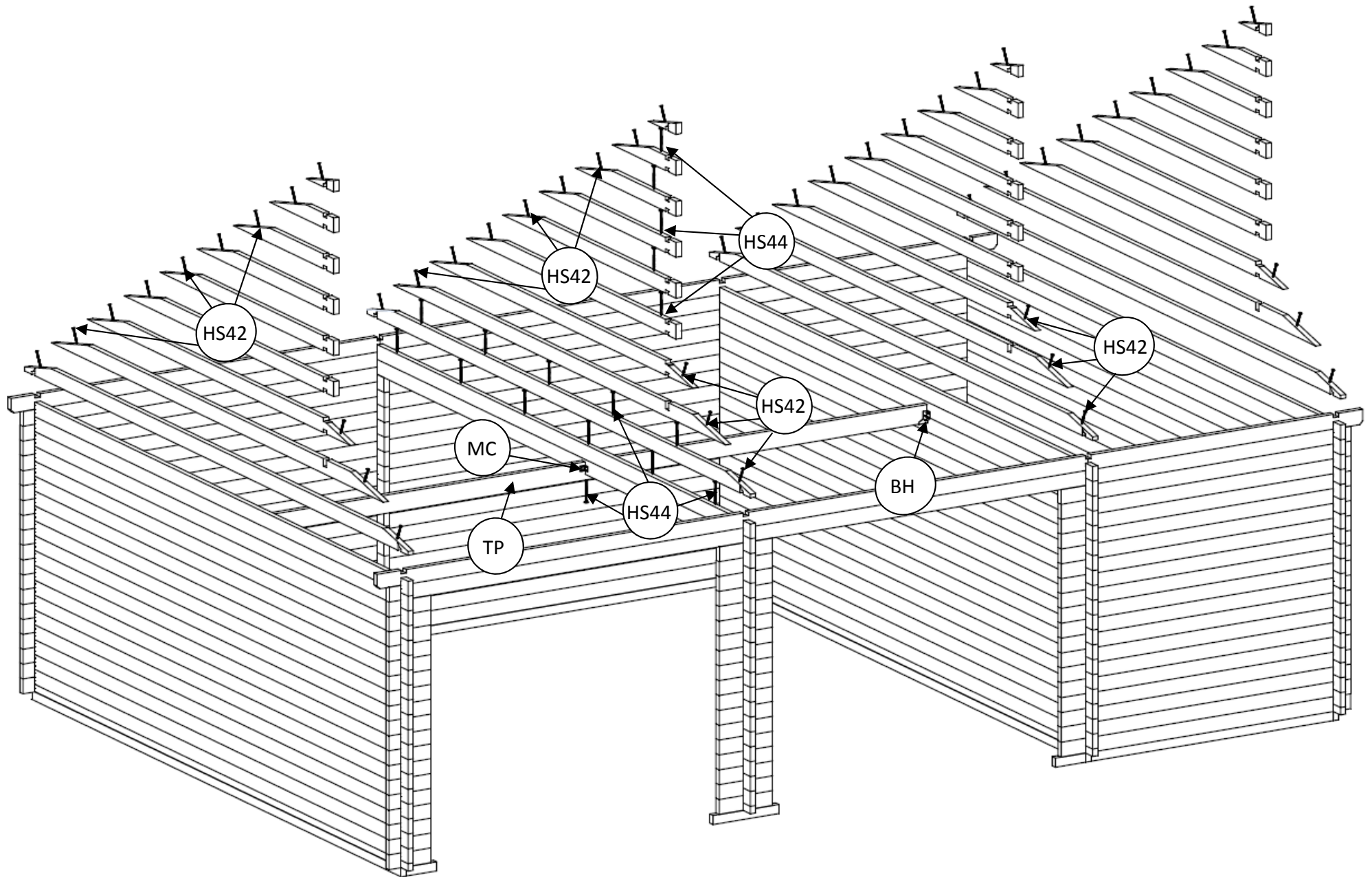


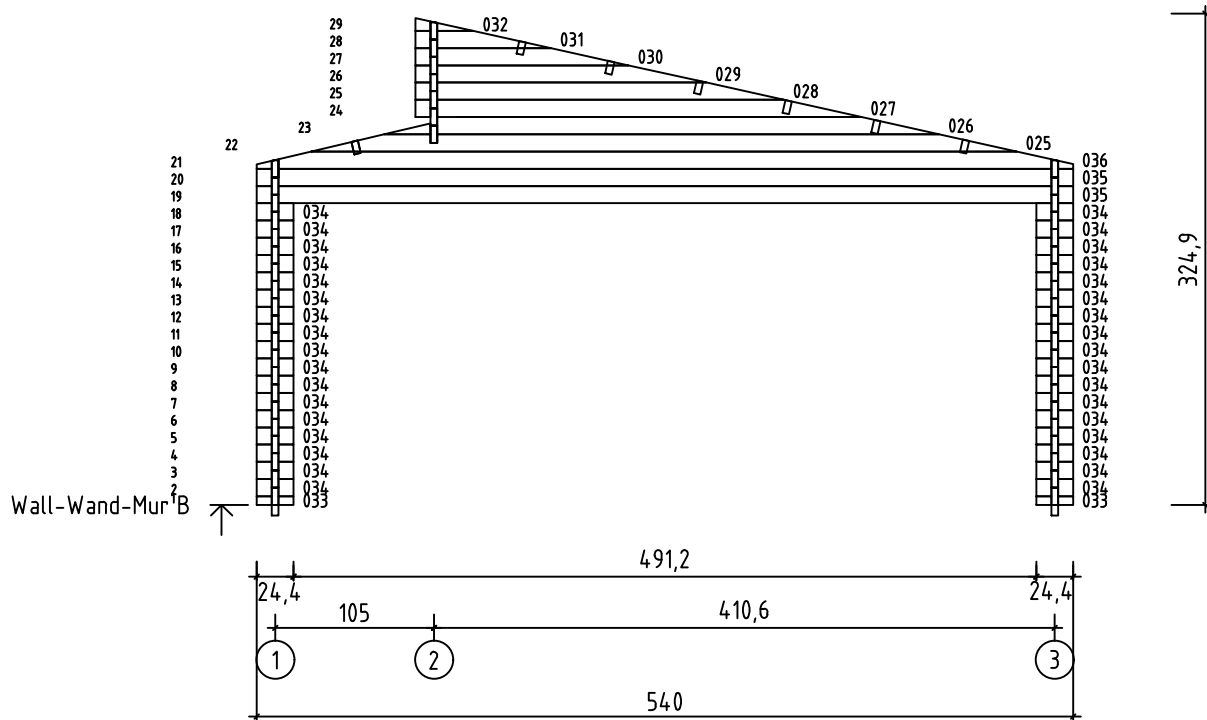
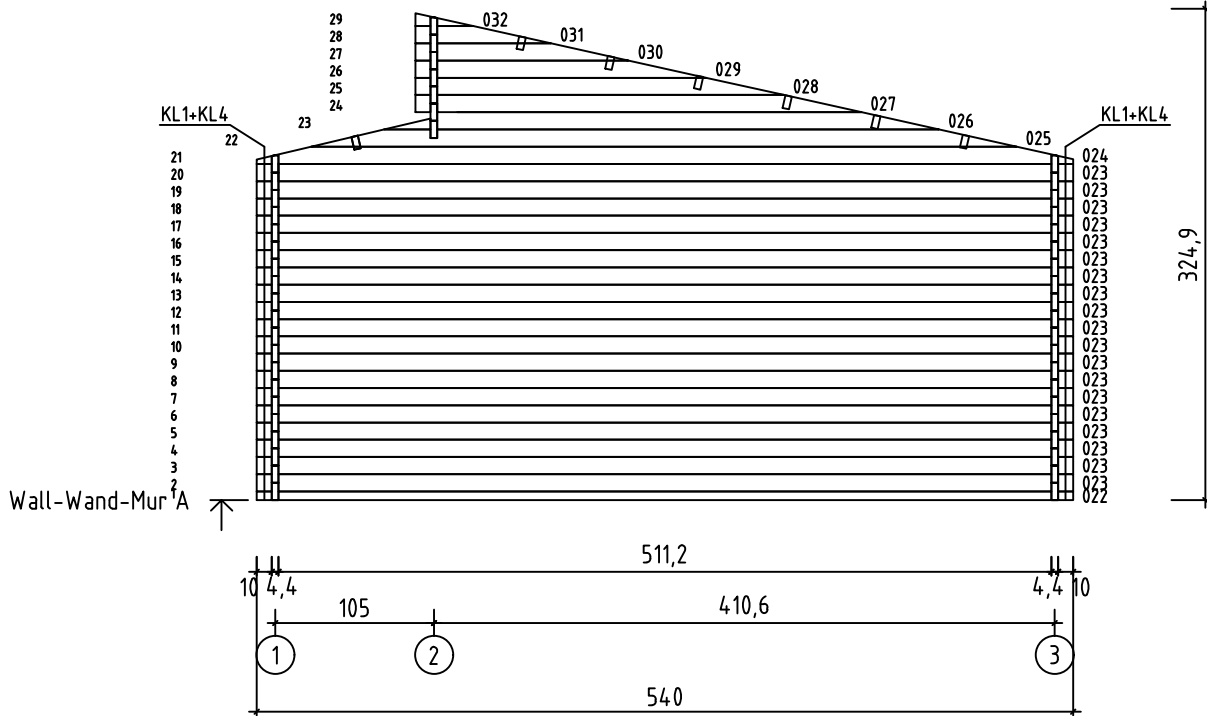
Wall-Wand-Mur 3 ↑

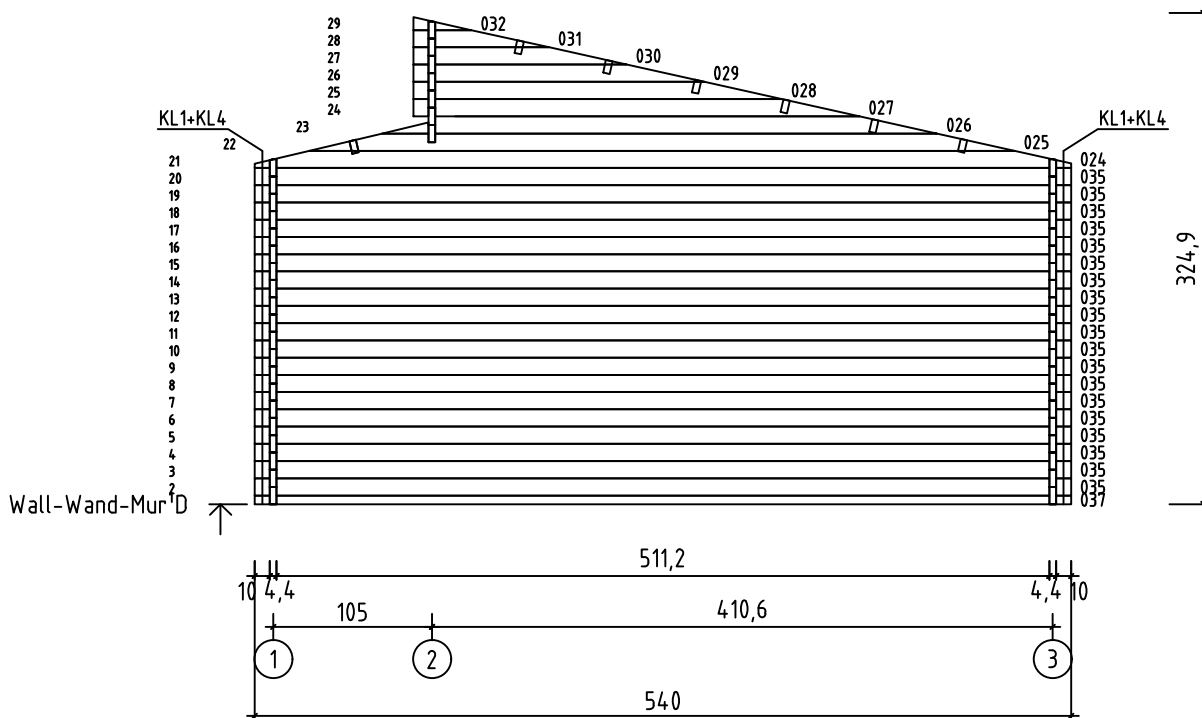
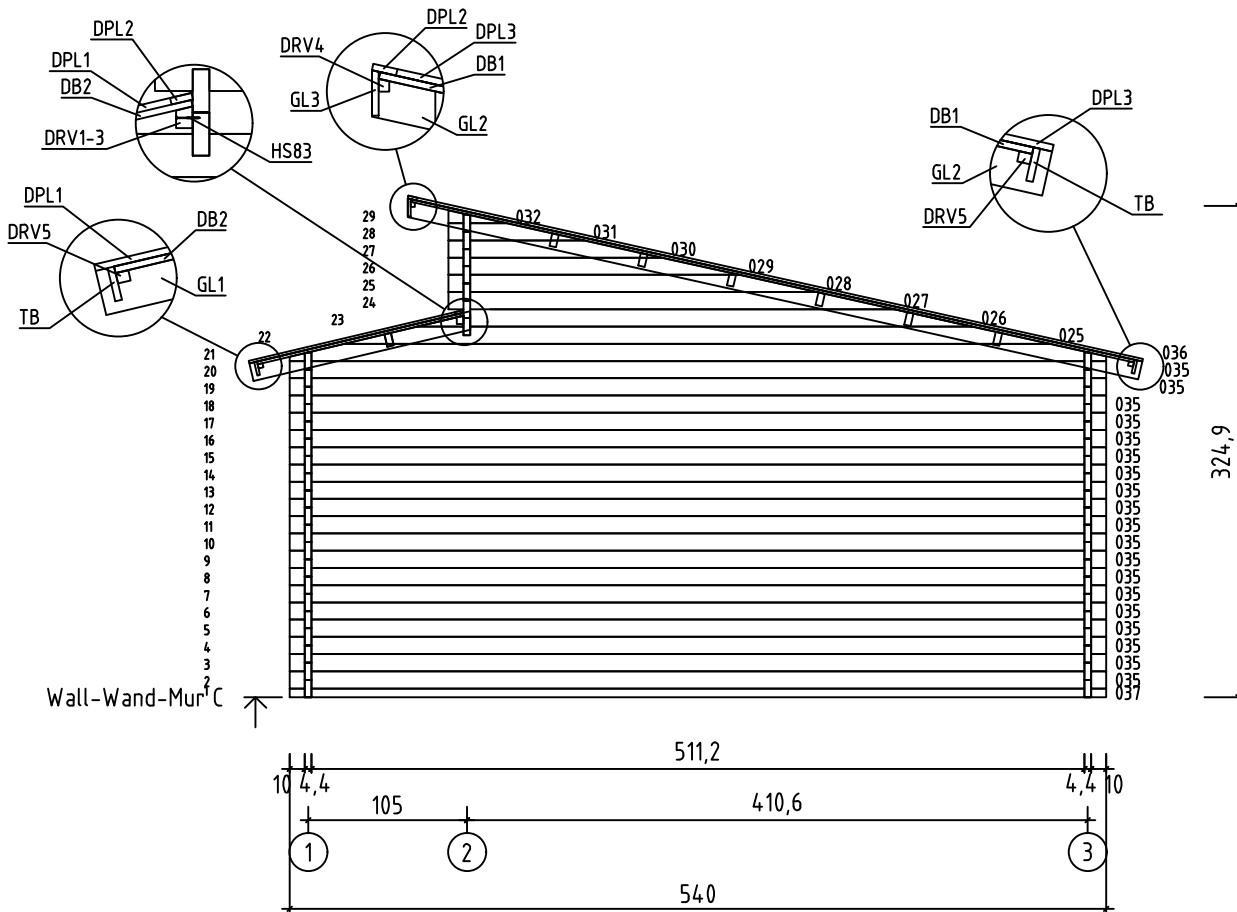













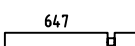
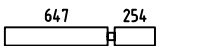




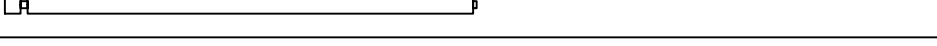






Art.Nr. 4410693

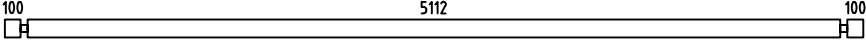
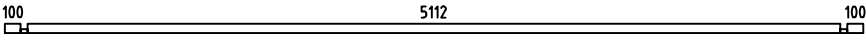
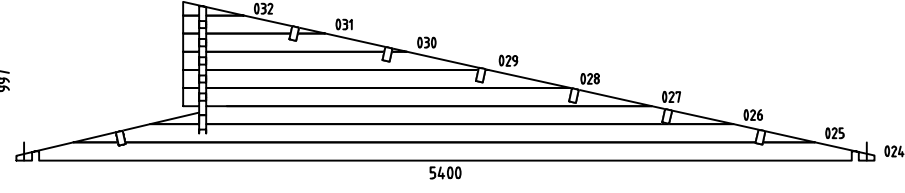
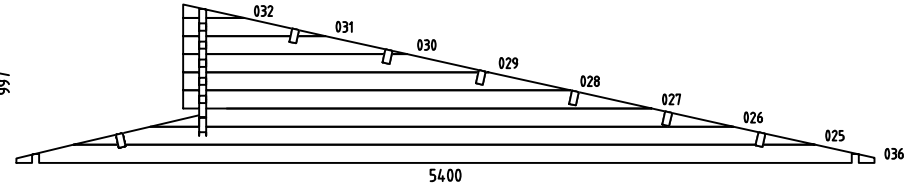





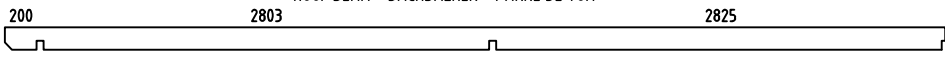









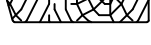



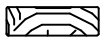
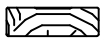





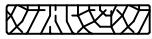




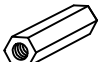





















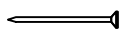




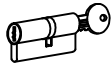
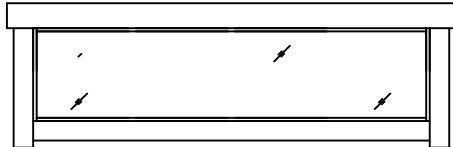
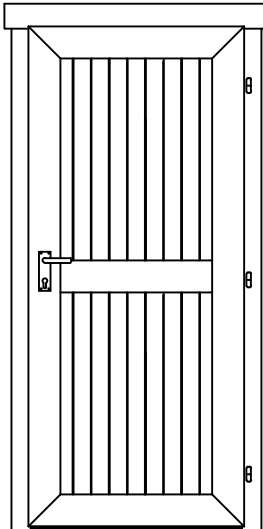




Pos	18.01.2017	Piecelist - Stücklist - Liste des composants Art.Nr. 4410693	10/13	Q.	P. (mm)	L. (mm)
001				18	44x114	346
002				18	44x114	446
003				18	44x114	2408
004				1	44x114	2969
005				10	44x114	5031
006				1	44x120	5916
007				1	44x120	2284
008				1	44x114	3069
009				1	44x114	5131
010				1	44x114	5816
011				11	44x114	2184
012				4	44x114	791
013				4	44x114	1338
014				4	44x114	945
015				4	44x114	398
016				2	44x120	3069
017				1	44x120	5131
018				1	44x114	5816
019				9	44x114	2969
020				9	44x114	5816
021				1	44x120	5131
022				2	44x57	5400
023				38	44x114	5400
033				2	44x57	244
034				34	44x114	244

Pos	18.01.2017	Piecelist - Stücklist - Liste des composants Art.Nr. 4410693	11/13	Q.	P. (mm)	L. (mm)
035				21	44x114	5400
037				1	44x57	5400
WA-1 WD-1				1 1		
WB-1 WC-1				1 1		
IAR2		FOUNDATION - FUNDAMENT - FONDATION 		1	45x70	5648
IAR1		FOUNDATION - FUNDAMENT - FONDATION 		3	45x70	5200
IAR3		FOUNDATION - FUNDAMENT - FONDATION 		2	45x70	2017
IAR5		FOUNDATION - FUNDAMENT - FONDATION 		1	45x70	547
IAR4		FOUNDATION - FUNDAMENT - FONDATION 		2	45x70	251
A-PR1		ROOF BEAM - DACHBALKEN - PANNE DE TOIT 		3	44x140	5916
A-PR4		ROOF BEAM - DACHBALKEN - PANNE DE TOIT 		4	44x140	5131
A-PR3		ROOF BEAM - DACHBALKEN - PANNE DE TOIT 		4	44x140	3069
A-PR2		ROOF BEAM - DACHBALKEN - PANNE DE TOIT 		3	44x140	2284
DB1		ROOF BOARDS - DACHBRETTER - VOLIGES 		92	90x18	4900
DB2		ROOF BOARDS - DACHBRETTER - VOLIGES 		92	90x18	1400
DRV1		ROOF EDGE REINFORCEMENT - DACHRANDVERSTÄRKUNG - CORNIERE DE RENFORT DE BORD DE TOIT 		2	44x57	200
DRV2		ROOF EDGE REINFORCEMENT - DACHRANDVERSTÄRKUNG - CORNIERE DE RENFORT DE BORD DE TOIT 		1	44x57	2016
DRV3		ROOF EDGE REINFORCEMENT - DACHRANDVERSTÄRKUNG - CORNIERE DE RENFORT DE BORD DE TOIT 		2	44x57	2801
DRV4		ROOF EDGE REINFORCEMENT - DACHRANDVERSTÄRKUNG - CORNIERE DE RENFORT DE BORD DE TOIT 		2	28x34	4100
GL3		GABLE MOULDING - GIEBELLEISTE - PLANCHE DE RIVE 		2	18x120	4100
DPL1		ROOFING FELT FILLET - DACHPAPPENLEISTE - BAGUETTE DE FIXATION DU FEUTRE BITUMEUX 		2	18x58	1455

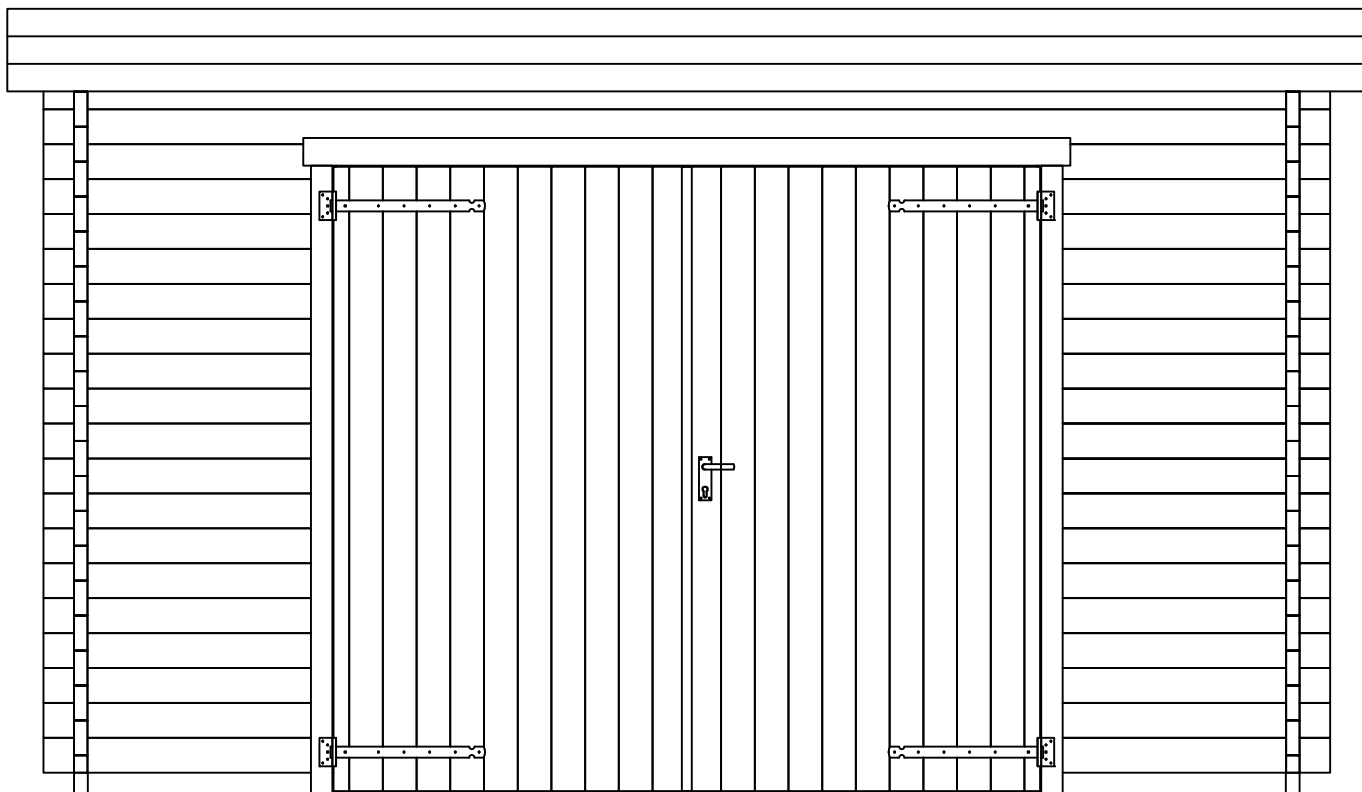
Pos	18.01.2017	Piecelist - Stücklist - Liste des composants Art.Nr. 4410693	12/13	Q.	P. (mm)	L. (mm)
DPL2	ROOFING FELT FILLET - DACHPAPPENLEISTE - BAGUETTE DE FIXATION DU FEUTRE BITUMEUX			4	18x58	4060
DPL3	ROOFING FELT FILLET - DACHPAPPENLEISTE - BAGUETTE DE FIXATION DU FEUTRE BITUMEUX			2	18x58	4975
KL1	TREADED ROD M10 - GEWINDESTANGE M10 - - TIGE FILETÉE M10			6		2000
KL2	TREADED ROD M10 - GEWINDESTANGE M10 - TIGE FILETÉE M10			1		310
KL3	TREADED ROD M10 - GEWINDESTANGE M10 - TIGE FILETÉE M10			1		260
KL4	TREADED ROD M10 - GEWINDESTANGE M10 - TIGE FILETÉE M10			4		300
KL5	TREADED ROD M10 - GEWINDESTANGE M10 - TIGE FILETÉE M10			1		220
TB	EAVES BOARD - TRAUFBRETT - BANDEAU DE TOIT			4	18x90	4100
DRV5	ROOF EDGE REINFORCEMENT - DACHRANDVERSTÄRKUNG - CORNIERE DE RENFORT DE BORD DE TOIT			4	28x34	4100
TP	SUPPORT BEAM FOR GATE FRAME - STUTZBOHLE FÜR TORZARGE - - MADRIER DE SUPPORT DU CADRE DE LA PORTE BASCULANTE			1	44x140	5648
GL1	GABLE MOULDING - GIEBELLEISTE - - PLANCHE DE RIVE			2	18x120	1500
GL2	GABLE MOULDING - GIEBELLEISTE - - PLANCHE DE RIVE			2	18x120	4975
KL4	LENGTHENING BOLT FOR TREADED ROD - VERLÄNGERUNGSMUTTER FÜR GEWINDESTANGE - MANCHON DE RACCORDEMENT DE TIGE FILETÉE			6		
KL1	DRIVE NUT TREADED ROD - EINSCHLAGMUTTER FÜR GEWINDESTANGE - ÉCROU A FRAPPER POUR TIGE FILETÉE			7		
KL2	NUT FOR TREADED ROD - MUTTER FÜR GEWINDESTANGE - ÉCROU POUR TIGE FILETÉE			7		
KL3	PLAIN WASHER TREADED ROD - UNTERLEGSCHIEBE FÜR GEWINDESTANGE - RONDELLE PLATE POUR TIGE FILETÉE			7		
LD1	LID FOR TREADED ROD HOLE - ABDECKUNG FÜR GEWINDESTANGENÖFFNUNG - COUVERCLE POUR ACCÈS RÉGLAGÉ TIGE FILETÉE			1		
HS83	SCREW FOR ROOF EDGE REINFORCEMENT - SCHRAUBEN FÜR DACHRANDVERSTÄRKUNG - VIS POUR RENFORT DE BORD DE TOIT			23	4.5x80	
HS32	SCREW FOR EAVES BOARDS - SCHRAUBEN FÜR TRAUFBRETT - VIS DE FIXATION POUR BANDEAU DE TOIT			54	4x40	
HS26	SCREW FOR ROOF EDGE REINFORCEMENT - SCHRAUBEN FÜR DACHRANDVERSTÄRKUNG - VIS POUR RENFORT DE BORD DE TOIT			54	4x40	
HS43	SCREW FOR ROOF BEAMS - SCHRAUBEN FÜR DACHBALKEN - VIS POUR PANNE DE TOIT			35	5x120	
HS42	SCREW FOR GABLE - SCHRAUBEN FÜR GIEBEL - VIS POUR FIXATION DES PIGNONS			48	5x120	
HS40	SCREW FOR 1. WALL BEAM - SCHRAUBE FÜR 1. BOHLENREIHE - VIS DE FIXATION DES FONDATIONS			14	5x90	
HS39	SCREW FOR FUNDAMENT - SCHRAUBEN ZUR BEFESTIGUNG FUNDAMENT - VIS POUR FONDATION			8	5x90	
	SCREW FOR 1. WALL BEAM - SCHRAUBE FÜR 1. BOHLENREIHE - VIS DE FIXATION DES FONDATIONS			3	6x150	

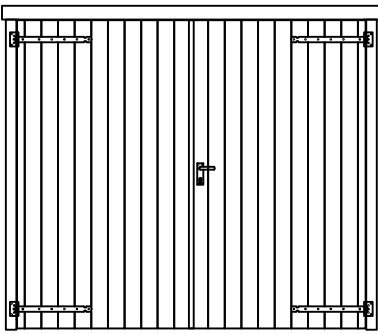








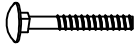

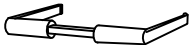
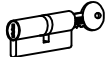
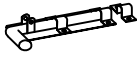



Pos	18.01.2017	Piecelist - Stücklist - Liste des composants Art.Nr. 4410693	13/13	Q.	P. (mm)	L. (mm)
HS44	SCREW FOR GABLE - SCHRAUBEN FÜR GIEBEL - VIS POUR FIXATION DES PIGNONS		17	6x180		
	SCREW FOR GABLE MOULDING - SCHRAUBEN FÜR GIEBELLEISTE - VIS DE FIXATION POUR PLANCHE DE RIVE		66	3.5x50		
MC	METAL CORNER - METALLWINKEL - CORNIERE EN MÉTAL		2	40x40		
	SCREW FOR METAL CORNER - HOLZSCHRAUBE FÜR METALLWINKEL - VIS POUR COIN EN MÉTAL		16	4x40		
HS51	SCREW FOR BEAM HOLDER - SCHRAUBEN FÜR BALKENHALTER - VIS DE FIXATION SUPPORT U GALVANISÉ		216	5x40		
SH44	HAMMER BLOCK - SCHLAGHOLZ - CALLE DE FRAPPE		1			
MS	SCREW FOR DOORSTEP - SCHRAUBEN FÜR SWELLE - VIS DE FIXATION DU SEUIL DE PORTE		2	4.5x65		
	ZN NAIL FOR ROOF - ZN NÄGEL FÜR DACHBRETT - POINTES DE FIXATIONS DES VOLIGES DE TOIT		1023	2x50		
	ZN NAIL FOR ROOFING FELT FILLET - ZN NÄGEL FÜR DACHPAPPENLEISTE - POINTE POUR BAGUETTE FIXATION FEUTRE BITUMEUX		66	2x40		
BH	BEAM HOLDER - BALKENHALTER - SUPPORT EN U GALVANISÉ		18	45x97		
TS3	DOOR HANDLE FITTINGS - TÜRGRIF - SET DE GARNITURES DE SERRURE DE PORTE		1			
TS4	SET OF DOOR LOCK COVERS - SCHLOSSBLENDEN - SET DE GARNITURES DE SERRURE DE PORTE		1			
TS6	CYLINDER LOCK - ZYLINDERSCHLOSS - CYLINDRE DE SERRURE		1	30x35		
	WINDOW - FENSTER - FENETRE 1500x410	AK.1.100.SM0.k SGC	3			
						
	DOOR - TÜR - PORTE 835x1850	UL.2.100.IVP.MMa TC	1			
						

Art.Nr. 447720
1/3



8.03.2013



Pos	08.03.2013	Piecelist - Stücklist - Liste des composants Art.Nr. 447720	3/3	Q.	P. (mm)	L. (mm)
		DOOR - TÜR - PORTE 2390x2020 	TUL.2.100.IVP.T	1		
		SCREW FOR FIXING DOOR TO THE WALL - SCHRAUBE ZUR BEFESTIGUNG TÜR-ZARGE MIT WAND - VIS DE FIXATION DORMANT DE PORTE		4	3.5x50	
		SCREW FOR DOOR FILLET - SCHRAUBE ZUR BEFESTIGUNG TÜRLEISTE - - VIS D'ASSEMBLAGE DU CADRE DE PORTE		6	3x30	
		SCREW FOR LATCH BOLT FOR GATE - SCHRAUBE FÜR DOPPELTÜRFESTSTELLRIEGEL - VIS DE FIXATION DE LA SERRURE DE PORTE		12	4x25	
		SCREW FOR LATCH ANSWER - SCHRAUBE FÜR EINRASTEN ANTWORT - - VIS DE LA VERROUILLER REPONSE		2	4x40	
		SCREW FOR DOOR HINGES - SCHRAUBE FÜR TÜRRIEGEL - - VIS POUR CHARNIERE DE PORTE		36	6x40	
		SET OF DOOR LOCK COVERS - SCHLOSSBLENDEN - SET DE GARNITURES DE SERRURE DE PORTE		1		
		SCREW FOR DOOR JAMB - SCHRAUBE FÜR TÜRRAHMEN - S- VIS DE FIXATION POUR MONTANT DE PORTE		2	5x90	
		NUT FOR GATE HINGES - SCHRAUBENMÜTTER FÜR TORRIEGEL - - ECROU POUR LES CHARNIERES DE PORTE		8		
		BOLT FOR GATE HINGES - BOLZEN FÜR TORRIEGEL - BOULON POUR LES CHARNIERES DE PORTE		4	6x60	
		BOLT FOR GATE HINGES - BOLZEN FÜR TORRIEGEL - BOULON POUR LES CHARNIERES DE PORTE		4	6x100	
		DOOR HANDLE FITTINGS-TÜRGRIFF - SET DE GARNITURES DE SERRURE DE PORTE		1		
		CYLINDER - ZYLINDERSCHLOSS - CYLINDRE DE SERRURE		1		
		LATCH BOLT FOR DOUBLE DOOR - TORRIEGEL - LOQUET POUR DOUBLE PORTE		2		150
		WASHER FOR GATE HINGES - DICHTSCHEIBE FÜR TORRIEGEL - RONDELLE POUR LES CHARNIERES DE PORTE		8		
		GATE HINGES - TORRIEGEL - CHARNIERES DE PORTE		4		500
		LATCH ANSWER - EINRASTEN ANTWORT - VERROUILLER REPONSE		1		