






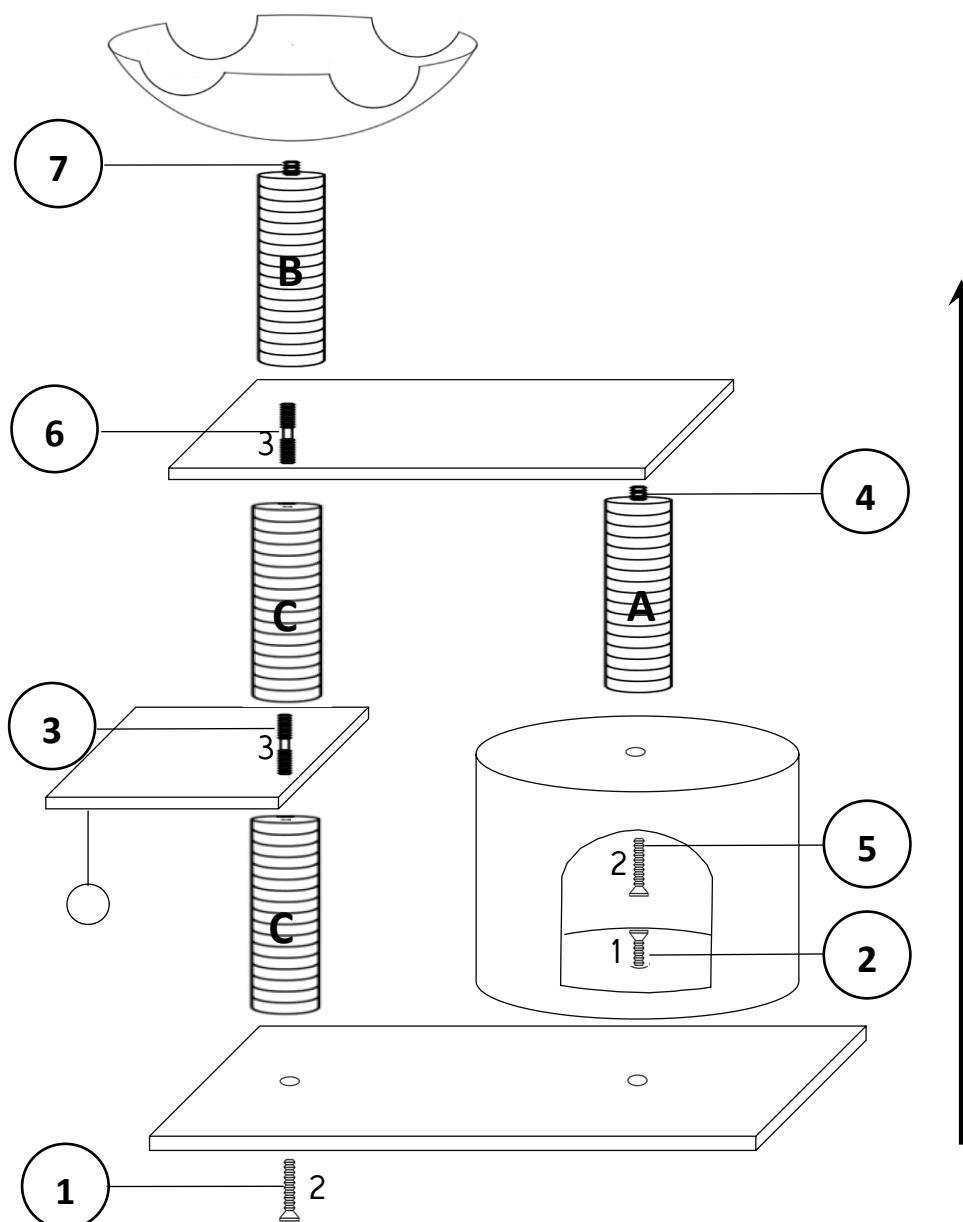


Teile/Parts List

1	2	3	4	A	B	C
						
M8*30mm 1 PC	M8*50mm 2 PC	M8*80mm 2 PCS	1 PC	D8.0*25CM 1 PC	D8.0*27CM 1 PC	D8.0*27CM 2 PCS



Bitte halten Sie die Reihenfolge der Arbeitsschritte 1,2,3,... von der Skizze ein.
 Pls follow the sequence of the workflow 1,2,3,... as you can see on the draft.